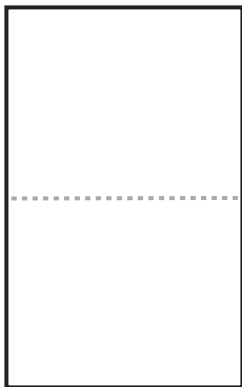


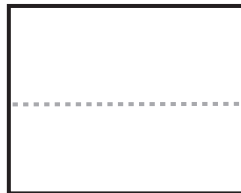
ACTIVITY

Make your own book for the Heartwood Hotel Library

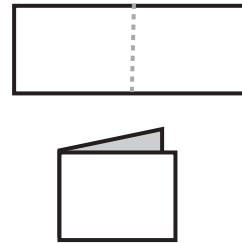
Instructions: Create your own book by following the instructions below.



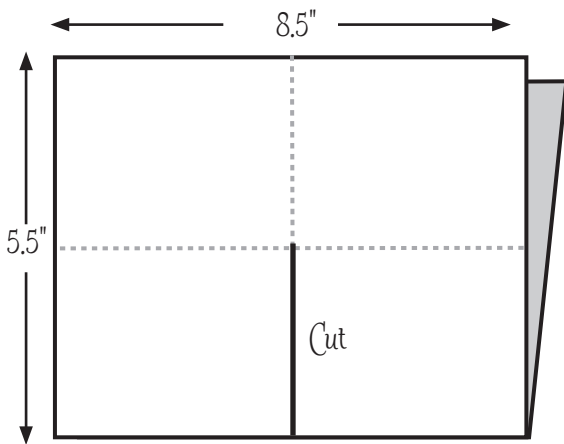
1. Start with a 8.5 x 11 page and fold it in half.



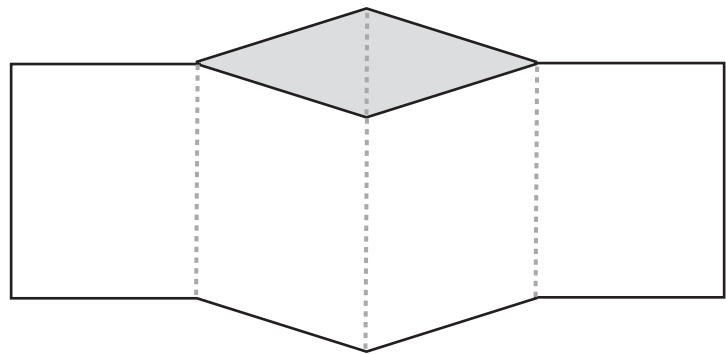
2. Fold the page in half again.



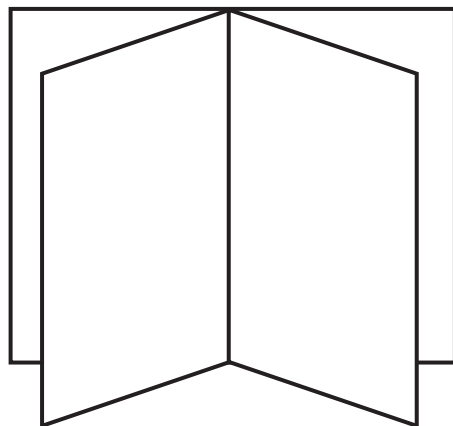
3. And again!



4. Open and cut halfway up, beginning at the fold. Open and refold to 11 x 4.25.



5. Push in the ends ...



6. . . . and you have a miniature book. Fill the pages with words and pictures, and you will have the perfect book to fit the library in the Heartwood Hotel.