

# Heartwood HOTEL

BETTER TOGETHER

TEACHER  
GUIDE

## About the book

Spring has come to Fernwood Forest, and the Heartwood Hotel is all a-bustle. With Mr. Heartwood off on vacation, it's up to Mona and the rest of the staff to keep everything running smoothly. When rumors buzz of a rival hotel, Gilles is determined to prove that the Heartwood is the very best with the splashiest Spring Splash the forest has ever seen. Guests check in from near and far to compete for the Cutest Egg, the Tiniest Talent, and the Best Blossom. Newcomer Henry is all too happy to help out, making Mona start to feel unsure of her place. Does the Heartwood really need her as much as she thought? But soon there's more to worry about than whose egg has the sweetest speckles. Some decidedly uninvited guests have been drawn to the festivities. Can Mona find a way to bring everyone together in time to save them all from danger?

Readers will cheer for these kind, brave, beloved characters as they embark on their next adventure in the third book of the charmingly illustrated Heartwood Hotel series.

Little, Brown Books for Young Readers (USA & Canada)

Hardcover ISBN: 978-1484732359

Paperback ISBN: 978-1484746400

## About this Guide

These discussion questions and activities are designed to support the goal of helping students explore the books and their own creativity. Tap into the adventure of this series with language arts lessons in creative writing, character studies and more!



# The Heartwood Series



## Book 1: A True Home

Little, Brown Books for Young Readers (USA)

Hardcover ISBN: 978-1484731611 • Paperback ISBN: 978-1484746387

HarperCollins (Canada) – ISBN: 978-1443443937

## Book 2: The Greatest Gift

Little, Brown Books for Young Readers (USA)

Hardcover ISBN: 978-1484732342 • Paperback ISBN: 978-1484746394

HarperCollins (Canada) – ISBN: 978-0606399678

## Book 3: Better Together

Little, Brown Books for Young Readers (USA & Canada)

Hardcover ISBN: 978-1484732359 • Paperback ISBN: 978-1484746400

## Book 4: Home Again

Little, Brown Books for Young Readers (USA & Canada)

Hardcover ISBN: 978-1484732366 • Paperback ISBN: 978-1484746806

## Book 5: Forever Family

Little, Brown Books for Young Readers (USA & Canada)

Hardcover ISBN: 978-0316567732 • Paperback ISBN: 978-0316567749

## Book 6: A Brave Beginning

Little, Brown Books for Young Readers (USA & Canada)

Hardcover ISBN: 978-0316567756 • Paperback ISBN: 978-0316567763

## About the author

Kallie George is the author of several books for children, including the Magical Animal Adoption Agency series. She is an author, editor, and speaker, living on the Sunshine Coast in BC, Canada, near the sea. She holds a master's in children's literature from the University of British Columbia. In addition to writing books for young readers, she leads workshops for aspiring writers. She happened across the Heartwood Hotel on a hike with her husband and wishes she was a mouse like Mona so she could stay there, too. Visit Kallie online at [kalliegeorge.com](http://kalliegeorge.com).



## About the illustrator

Born during a blizzard on Groundhog Day in Chicago, Illinois, Stephanie Graegin spent her childhood drawing and collecting fauna in Fort Wayne, Indiana and Houston, Texas. She received her BFA in Fine Arts from the Maryland Institute College of Art in Baltimore, Maryland. She later attended Pratt Institute in Brooklyn, New York, obtaining a Master of Fine Arts in Printmaking. Stephanie now lives in Brooklyn, is still drawing, and has managed to keep her collection down to one orange cat. Find out more at [graegin.com](http://graegin.com).



## Questions for thoughtful discussion

- 1) What big news does Brumble bring? How does Mona react to this news? What about Gilles?
- 2) Henry is a newcomer to the hotel. Describe Henry. Do you like him? Or do you feel less certain, like Mona?
- 3) In Chapter 6, Mona has a “grump starting to sprout” inside her. What does this mean? What causes Mona’s grump to grow?
- 4) There are three different competitions that happen in the book. Which is your favorite? Can you imagine a fourth competition? What would it be?
- 5) In the end, what was the secret of the “splashy” hotel? Were you surprised?
- 6) How do Mona’s feelings towards Henry change throughout the book? What does she come to learn about him and herself?






## Activities for Creative Nourishment

ACTIVITY

# Make a Spring Splash crown

Instructions: Start by coloring the parts below. Then cut slots into the top part of the front side to make "tines" on the crown, like blades of grass. Afterwards, cut out the front crown and the back bands and tape them together, to fit. You can add stickers or add other decorations, too!



ACTIVITY

# Make your own Spring Splash ribbon

Instructions:


Color the ribbon below and carefully cut it out to help celebrate the Spring Splash at the Heartwood Hotel!



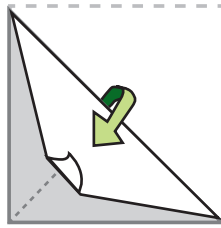
ACTIVITY

# Make your own Spring Fortune Teller

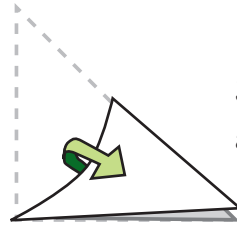
Instructions: Fold your own Spring Fortune Teller by following the diagrams below.



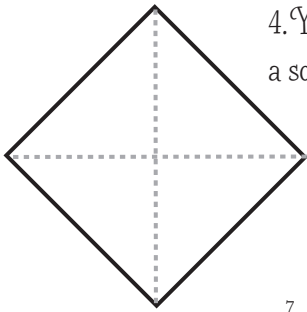
1. Start with a square piece of paper.



2. Fold in half diagonally.

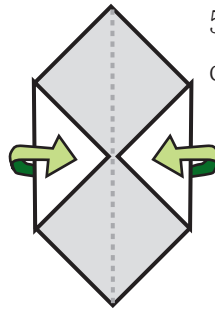


3. Then fold again, diagonally.




4. You should now have a square with creases.

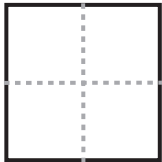
2  
3  
7  
6 5 4



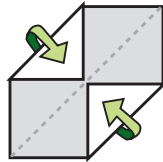
5. Fold in the two side corners.



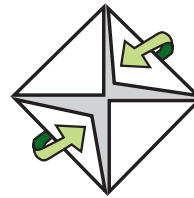
5. Fold in the two top corners.




6. Flip over




7. Fold in top left and bottom right corner.



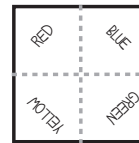
8. Fold in top right and bottom left corner.



9. Number the eight flaps that open in pairs.



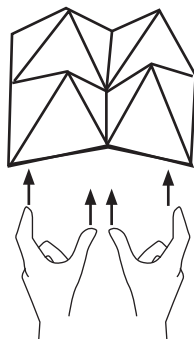
10. Write fortunes inside.



11. Flip over and either color the squares or write the color names.



12. Fold in half.



13. Slip fingers inside the flaps to open up.

Begin with the thumb and index fingers of each hand in the four pockets. Have the person whose fortune is being picked pick one of the colors on the top four flaps. If the color is blue, spell out the letters of blue while alternating a pinching and pulling motion with the Teller. Each pinch will expose four of the numbers on the inner flaps, and each pull will expose the other four numbers. After spelling out BLUE, the Teller will be showing one of the sets of four numbers. The other player will then pick one of those numbers, and the responding action is the alternating pinch and pull from the first round, except it continues with a counting of the number instead of spelling the color. Once the number has been counted, four numbers will be exposed. After one is picked, the fortune under that number is read.


ACTIVITY

# Send a postcard from the Heartwood Hotel

Instructions:

Carefully cut out the postcard below and fold in half. On the frontside, draw your own image of the hotel. On the backside, write a note to a family member or friend.

The form is divided into three main sections. The top section is a large empty rectangle for drawing the front of the postcard. The bottom section is divided by a vertical line. On the left side of this section are ten horizontal lines for writing a note. On the right side, the word "Postcard" is written in a blue serif font. To its right is a dashed rectangular box for a stamp. Below the stamp box are four horizontal lines for writing an address.



Design your own stamp.


← Draw your image here.

← Stick your stamp here.

← This is the place to write the address of the person you're sending the postcard to.



Write your note here.



# Heartwood HOTEL

BETTER TOGETHER

written by  
Kallie George

Illustrated by  
Stephanie Graegin

[www.heartwoodhotel.com](http://www.heartwoodhotel.com)