



Heartwood • HOTEL •

FAMILY FOREVER

Teacher Guide

About the book

Everything is humming at the Heartwood Hotel one year after the forest fire. Yet Mona the mouse feels like something is missing. Something besides the Golden Acorn—a legendary treasure buried and forgotten long ago. When a stranger turns up at the Heartwood with a map, suddenly the whole forest is taking part in a big treasure hunt and the hotel's regular activities are turned upside down.


But Mona has an idea to get things back to normal: throw a surprise birthday party for Mr. Heartwood! As the Heartwood attracts treasure hunters—well-meaning and otherwise—and as Mona's best friend Tilly seems to be pulling away, Mona feels like her plans are slipping through her paws! Who will find the legendary treasure? And what if danger finds the hotel first?

The newest installment of the Heartwood Hotel chapter book series is another cozy adventure through an imaginative woodland, complete with charming black-and-white illustrations, comforting themes, and a classic feel.

Little, Brown Books for Young Readers (USA & Canada)

Hardcover ISBN: 978-0316567732

Paperback ISBN: 978-0316567749



The Heartwood Series



Book 1: A True Home

Little, Brown Books for Young Readers (USA)

Hardcover ISBN: 978-1484731611 • Paperback ISBN: 978-1484746387

HarperCollins (Canada) – ISBN: 978-1443443937

Book 2: The Greatest Gift

Little, Brown Books for Young Readers (USA)

Hardcover ISBN: 978-1484732342 • Paperback ISBN: 978-1484746394

HarperCollins (Canada) – ISBN: 978-0606399678

Book 3: Better Together

Little, Brown Books for Young Readers (USA & Canada)

Hardcover ISBN: 978-1484732359 • Paperback ISBN: 978-1484746400

Book 4: Home Again

Little, Brown Books for Young Readers (USA & Canada)

Hardcover ISBN: 978-1484732366 • Paperback ISBN: 978-1484746806

Book 5: Forever Family

Little, Brown Books for Young Readers (USA & Canada)

Hardcover ISBN: 978-0316567732 • Paperback ISBN: 978-0316567749

Book 6: A Brave Beginning

Little, Brown Books for Young Readers (USA & Canada)

Hardcover ISBN: 978-0316567756 • Paperback ISBN: 978-0316567763

About the author

Kallie George is the author of several books for children, including the Magical Animal Adoption Agency series. She is an author, editor, and speaker, living on the Sunshine Coast in BC, Canada, near the sea. She holds a master's in children's literature from the University of British Columbia. In addition to writing books for young readers, she leads workshops for aspiring writers. She happened across the Heartwood Hotel on a hike with her husband and wishes she was a mouse like Mona so she could stay there, too. Visit Kallie online at kalliegeorge.com.



About the illustrator

Born during a blizzard on Groundhog Day in Chicago, Illinois, Stephanie Graegin spent her childhood drawing and collecting fauna in Fort Wayne, Indiana and Houston, Texas. She received her BFA in Fine Arts from the Maryland Institute College of Art in Baltimore, Maryland. She later attended Pratt Institute in Brooklyn, New York, obtaining a Master of Fine Arts in Printmaking. Stephanie now lives in Brooklyn, is still drawing, and has managed to keep her collection down to one orange cat. Find out more at graegin.com.



Book 5: Family Forever

Questions for thoughtful discussion

- 1) Tilly, Mona's best friend, wants adventure. But Mona wants things to stay the same, or go back to the way they were. Do you love new things and changes like Tilly? Or do you worry about them like Mona?
- 2) What does Mona learn about change at the end?
- 3) What is Mona afraid Tilly is going to do? Do you think Mona has reason to be afraid?
- 4) Mona is trying to throw a surprise party for Mr. Heartwood. What is her bigger goal for the party? What is a favorite party you've been to?
- 5) Mr. Heartwood says: "You never know what treasure you'll find, with an open heart and open mind." What do you think he means?
- 6) What is the Golden Acorn? Were you surprised? Why or why not?
- 7) Thistletooth and her bandits seem like trouble, but how do Mona and Tilly misjudge them? What is their secret?
- 8) What is Mr. Stashport's goal? What is he willing to do to get it? Do you think he gets punished well enough considering what he does?
- 9) What would be the best treasure you could find?
- 10) There are always lots of new characters and guests at the hotel. What is your favorite character? Why?




Activities for
Creative Nourishment

ACTIVITY

Create your own treasure map

Bushwin Bayberry came in with a scrap of a map to the famed Golden Acorn. Draw your own treasure map in the space below.

What treasure is it seeking?



ACTIVITY

Create an invitation

Mona is busy creating a birthday party for Mr. Heartwood. She sends out invites to his friends and important past guests. She makes special food and arranges gifts.

Create your own invitation for a special party for animals. What kind of celebration are they having? What kind of food will there be? What time and where is the event? Is it a surprise party for someone? Is it a festival to celebrate the seasons?

Instructions:

Start by printing out this page and cutting out along the dashed lines. Then fold along the dotted line to make the card. The front side can be where you draw a picture about the party. You can also draw on any of the blank pages. For example, you may want to include a map on the back cover that shows where the celebration will be held.

	<h3>You're invited to:</h3> <hr/> <p>Date:</p> <p>Time:</p> <p>Place:</p> <p>Details:</p> <hr/> <hr/> <hr/> <hr/> <hr/> <hr/> <hr/>
--	---

ACTIVITY

Write your own recipe

Mona follows a recipe to make Mrs. Prickles' seedcakes. She uses a bit of violet water and sweet honey and some dandelion cream butter. Make up a recipe for something the animals in the Heartwood might eat! Cheese souffle, acorn croissants, and mushroom soup are some of their favorites! You can draw a picture of the food at the bottom of the sheet.

Recipe FOR:

Ingredients:

INSTRUCTIONS:



ACTIVITY

Fold an origami acorn

Paper 1

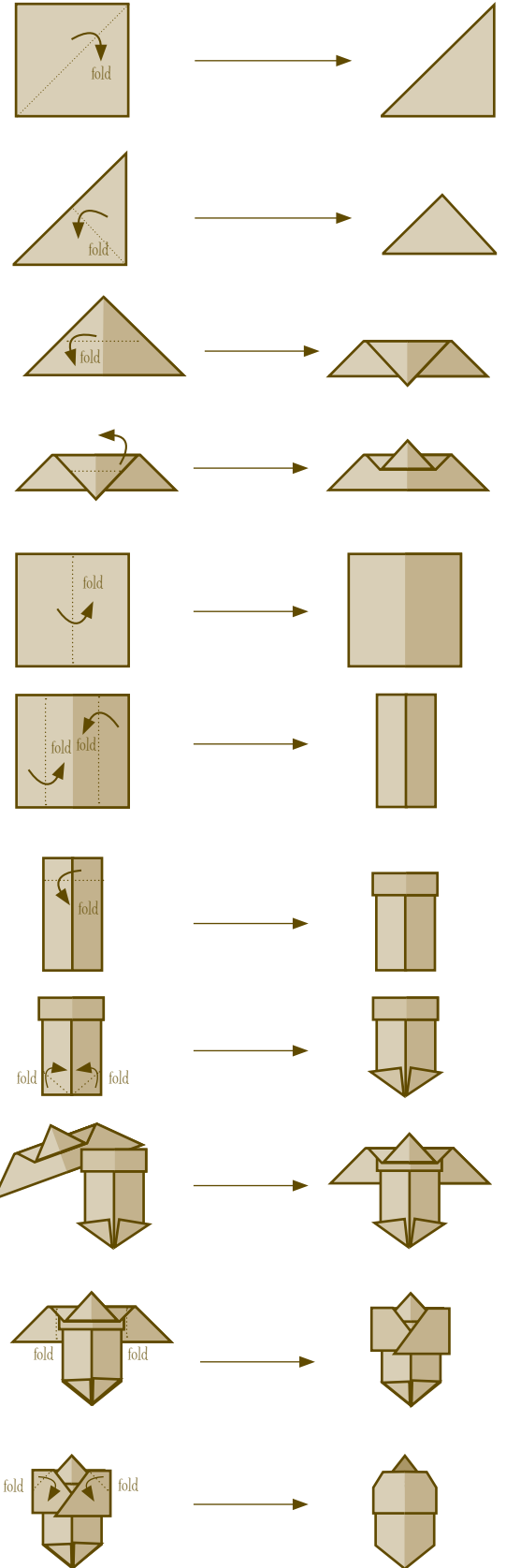
1. Using a square piece of paper, fold it in half along the diagonal to make a triangle.
2. Take your origami triangle and fold it in half again to make a smaller triangle. Then open it back up.
3. Fold the top point down and past the bottom edge by around 1cm.
4. Fold the point back up. This time you want to fold the point up and past the top edge around 1cm to create a zig-zag fold. Set this piece aside.

Paper 2

5. Next, make the acorn nut. Fold a second square piece of paper into a rectangle. Then open it back up.
6. Take the left-hand side and fold it in to meet the middle crease. Repeat on the right-hand side.
7. Take your folded origami paper and fold the top edge down.
8. Fold the bottom two corners in to meet in the middle to make 2 small triangle folds.

Both pieces of paper

9. Take your two folded pieces of paper and slide the acorn nut under the zig-zag fold of the acorn cup.
10. Fold the right-hand side of the acorn over to the left. This will make a small pocket. Repeat and fold the left-hand side over to the right. Take the left-hand side and slide it into the right pocket. Crease and press flat.
11. Fold the top two corners in to make small triangle folds and give shape to the top of the acorn. You may need glue to hold the flaps in place. Flip over to reveal the finished origami acorn.





Heartwood HOTEL

FAMILY FOREVER

written by
Kallie George

Illustrated by
Stephanie Graegin

www.heartwoodhotel.com